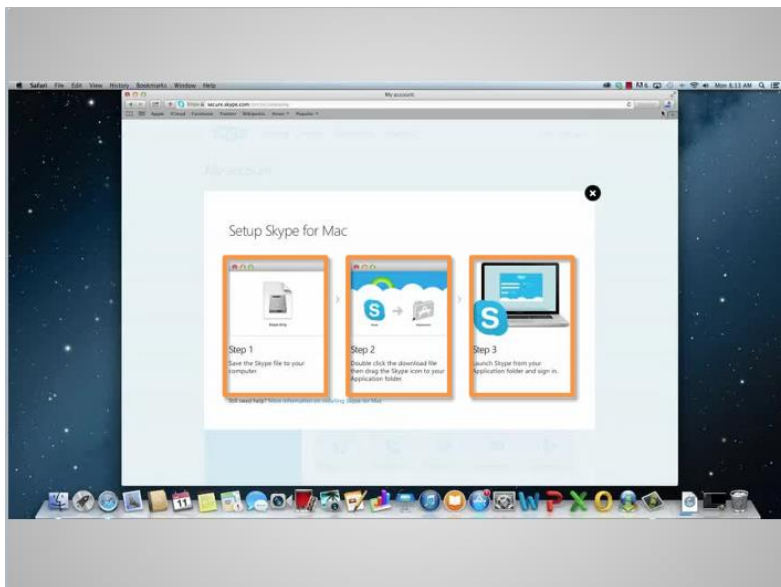


Downloading Skype



Now that Lola has created a Skype account, she is taken to her Skype homepage. Before she can make her first video call though, she must first download Skype to her computer. She will click on “Download Skype for Mac”. If you are not using a Mac, your screen may read, “Download Skype for Windows”.

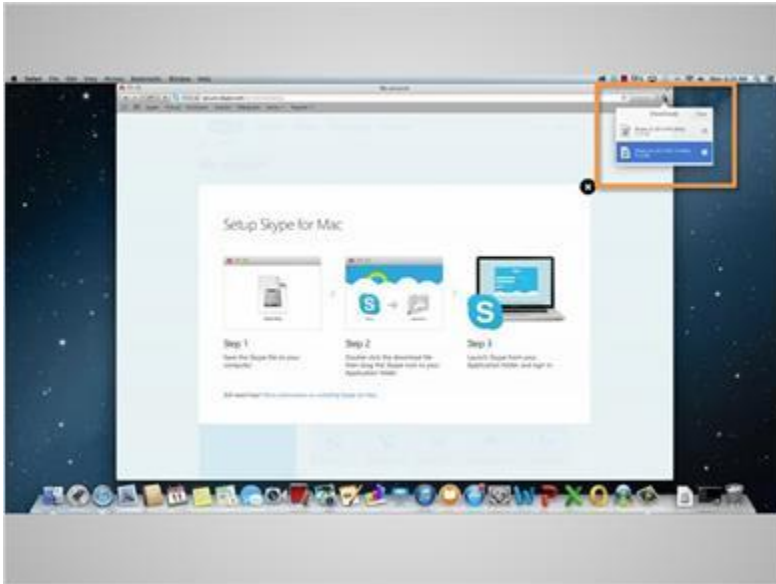


A new page will appear showing the set up instructions. Lola can tell the download is occurring automatically by looking at the down arrow in the upper right hand corner. A blue bar beneath the arrow indicates that the download is taking place.

Step 1 is to save the Skype file to your computer.

Step 2 is to double click on the download file, then drag the Skype icon to your applications folder. That way, you can easily locate it later.

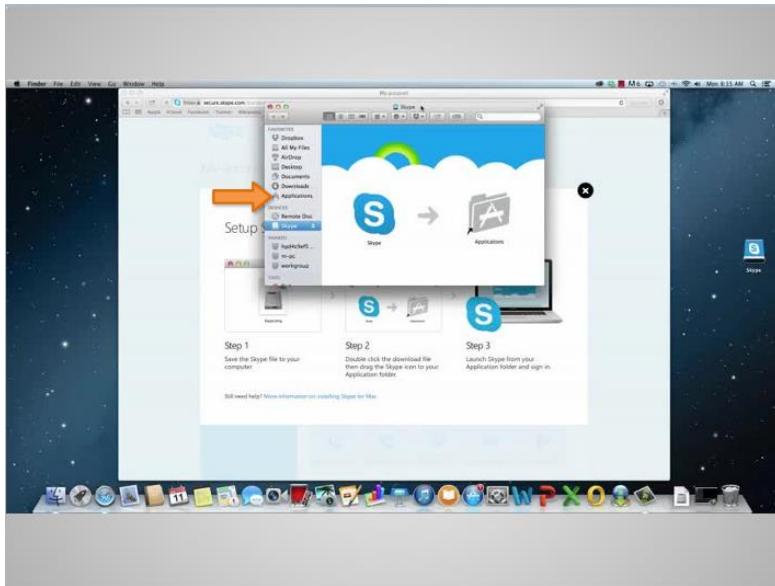
Step 3 is to launch Skype from your computer and entering in your username and password.



Once the download is completed, Lola will click on the download button. A drop down will appear, and she will double click on top option, which will read, “Skype”.



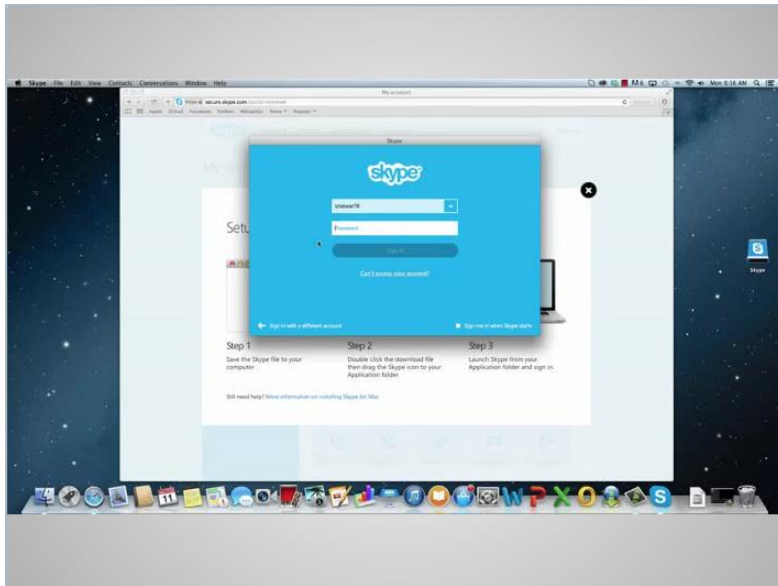
Once the Skype download file has been clicked on, the file will automatically download and a Skype file icon will appear on the desktop screen.



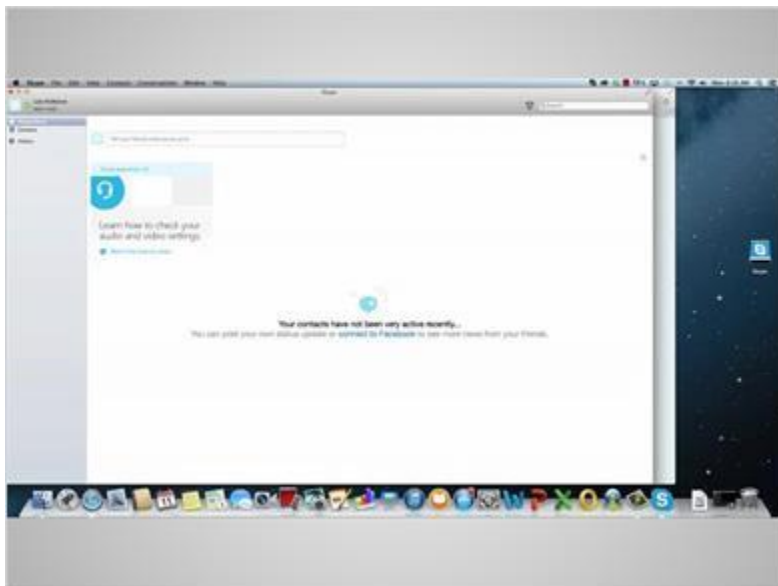
Step 1 was to save the file. When Lola clicked on it, it was automatically saved. She will then drag the Skype icon over to the applications folder. As you can see, Skype is being copied. This is done so that the next time she wants to use Skype, all she has to do is go to applications folder to find it.



In the applications folder, all she has to do now is double click on the Skype application. A pop-up will appear asking if it is okay to open Skype. She will then click on “Open”.



Now a pop-up appears, requiring a Skype Name and Password. Since Lola has already created her account, all she has to do now is enter her Skype Name and password and click on “Sign in”.



She is taken to her Skype account, where she can edit her profile and make her first video call!